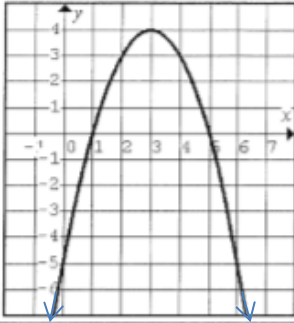
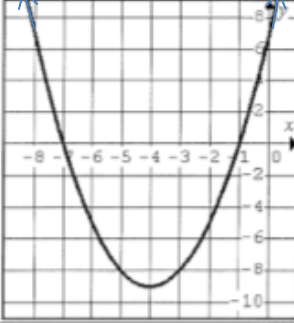
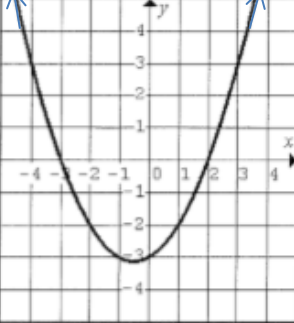


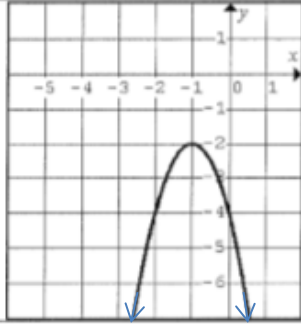
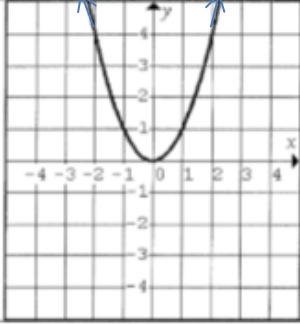
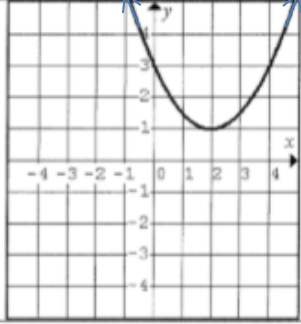
Name _____ Date _____ Pd _____

2.2 Identifying Parts of a Parabola WS

For each of the following parabolas, identify the following properties. Use correct notation for each.

Parabola Graph			
Vertex			
Max/min value			
Axis of Symmetry			
Zero(s)			
Direction of Opening			
y-intercept			

After doing three problems, is there something that you needed to correct? Did you think one thing and now you know it is different after solving three problems?

Parabola Graph			
Vertex			
Max/min value			
Axis of Symmetry			
Zero(s)			
Direction of Opening			
y-intercept			

Write here things you discovered and noticed after completing all 6 problems.